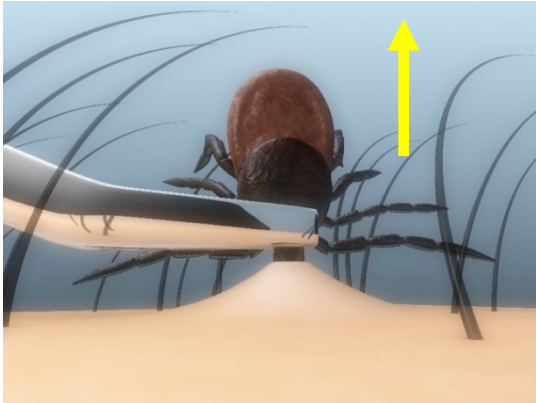


2) Check yourself and your family for ticks.

- Check daily during the warmer months of the year.
- Use tweezers to grab ticks close to the skin. Gently pull straight up.
- Avoid squeezing, burning, or smothering ticks.



*Grab the tick's head and pull straight up.*

3) In Arizona and Sonora, consider treating around the outside of your home with a pesticide labeled for ticks spring through fall.

- Follow pesticide label instructions on how to apply products correctly.
- Use all recommended personal protective equipment (PPE).



*Fit a long-lasting dog collar for tick control.*

4) Kill ticks on dogs using one of the following:

- Topical (spot-on) treatments
- Oral medications
- A tick collar

5) Wear gloves when applying tick treatments. Follow label directions regarding how often you should repeat treatments.



*Apply tick repellents if going into areas that may have ticks.*

6) When outdoors, wear long pants and sleeves, and use an EPA-registered tick repellent.

For more information, view:

<https://extension.arizona.edu/pubs/az1769-2018.pdf>

THE UNIVERSITY OF ARIZONA  
COLLEGE OF AGRICULTURE AND LIFE SCIENCES  
TUCSON, ARIZONA 85721

Shujuan Li, Dawn H. Gouge, Maureen Brophy, Shaku Nair,  
Kathleen Walker, Pedro Andrade-Sanchez  
*Department of Entomology, College of Agriculture & Life  
Sciences & Cooperative Extension*

**Contact:**

**Shujuan (Lucy) Li**

**lucyli@email.arizona.edu**


This material is supported by the USDA-NIFA award number 2017-70006-27145 and is within the guidelines of the Border 2020 Program funded by the US EPA and administered by NADB. Any products, services or organizations that are mentioned, shown or indirectly implied in this publication do not imply endorsement by The University of Arizona.



THE UNIVERSITY OF ARIZONA  
**Agriculture, Life &  
Veterinary Sciences &  
Cooperative Extension**

## **Brown dog ticks and Rocky Mountain spotted fever**

Shujuan Li, Dawn H. Gouge,  
Maureen Brophy, Shaku Nair,  
Kathleen Walker,  
Pedro Andrade-Sanchez




**September 2020**

A brown dog tick bite can transmit Rocky Mountain spotted fever (RMSF) in Arizona and northwest Mexico. RMSF is a serious disease.

This tick mainly feeds on blood from dogs. It will also feed on people.

### Identification and life cycle

Brown dog ticks go through four life stages – egg, six-legged larva, eight-legged nymph, and adult.



After hatching a tick must take a blood meal at every stage to survive. Between each stage, the tick sheds its outer skeleton and grows larger.

Brown dog ticks feed on a new host animal at each stage of their life.



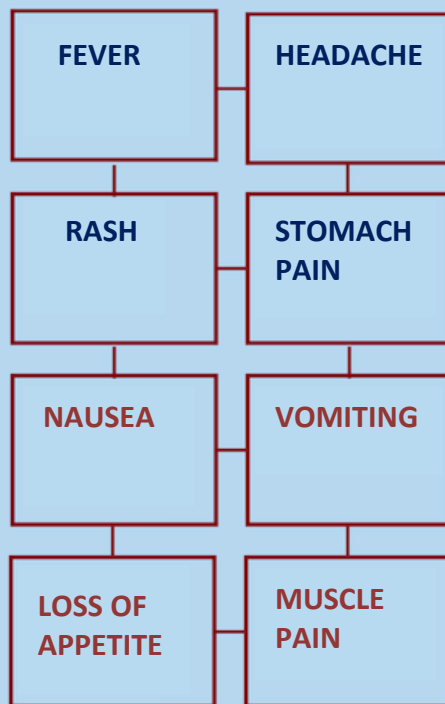
Dog ticks may be found feeding in groups.  
Photo by: Jerry Butler, University of Florida

Brown dog ticks can complete their life cycle inside homes or outdoors, and are active during warm months outside.

### Signs and symptoms of RMSF

**Symptoms of RMSF appear 3-12 days after a bite from an infected tick.**

#### IF YOU HAVE



**SEE YOUR DOCTOR IMMEDIATELY**

**RMSF can be DEADLY** if left untreated, but is easily treated with antibiotics.



### How to reduce tick bites

1) Brown dog ticks spend most of their lives resting in protected places off their host animal.

- Reduce clutter from around the outside or under your home. This reduces tick resting places.



*Reduce clutter from your yard.*

- Remove tall grasses, brush, and leaf litter around your home.



*Vacuum in areas where ticks and dogs rest.*

- Wash pet bedding and vacuum inside your home regularly. This will kill or remove ticks looking for a host.